

Table of Contents

Overview

- Introduction
- About PD
- Design Principles

Brand Elements

- Logo

Style Elements

- Colors
- Typography
- Iconography
- Photography

IU Components

- Buttons
- Navigation
- Form Fields
- Cards
- Modals
- Chat
- Graphs

Resources

OVERVIEW

This style guide was prepared for PROJECT DECIBEL for the intended purpose of delivering UI elements, styling, and layout guides to developers and future UI designers.

Please contact Liubov Stupak with any questions at liubovstupak@gmail.com

About Project Decibel

The music community is at high risk for hearing disorders, yet they continually face stigmas around seeking care and preventative action. Project Decibel seeks to tear down these stigmas in hopes of reaching more users and saving more people before they suffer from hearing loss and ultimately decreased quality of life.

Project Decibel exists to democratize hearing wellness, starting with the music community. We believe everyone should have preventative care that is accessible and affordable. Our app will achieve this through education, assessment tools, establishing community and a greater network of wellness providers to provide comprehensive healthcare tools.

Design Principles



We will create a comfortable and personal experience through lifestyle photography featuring musicians and physicians.

We will also build trust in our app by using simple and recognizable iconography and a familiar layout to meet their expectations.



We will use ample negative space and sans serif fonts to create a familiar aesthetic to other health industry platforms.

We will use pops of color, photography, and iconography in our design to breathe in more personality and tone of voice to engage with music industry professionals.



Our designs will make it convenient for users to easily scan and digest information through visual hierarchy and the use of cards.

We will guide our users through progress bars as well a prominent call to actions to catch users' attention and direct them towards better health.

BRAND ELEMENTS

LOGO

Main Logo Do's

To establish the Project Decibel brand, there are acceptable ways to use the logo.



Black on white



White on black



If there isn't much real estate on the screen, use landmark only.

Main Logo Dont's



Don't change the color of the logo



Don't stretch the logo



Don't change the position of landmark other than in the middle of the text

Sizes and Padding

There are no predetermined sizes for the Frontify logo. Scale and proportion should be defined by the available space, aesthetics, function and visibility.

There is no preset maximum size for the Frontify logo. However, minimum sizes are shown below. These sizes have been set to safeguard the integrity of the logo at all times.

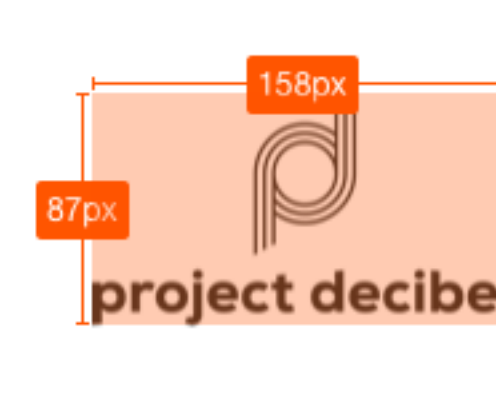
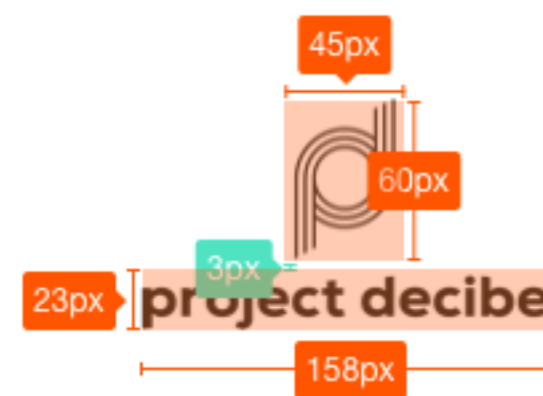



Table of Contents

Overview

- Introduction
- About PD
- Design Principles

Brand Elements

Logo

Style Elements

- Typography
- Colors
- Photography

IU Components

- Icons
- Buttons
- Navigation
- Form Fields
- Graphs


Resources

STYLE ELEMENTS

TYPOGRAPHY

Our font family should be used for all communications, ensuring a consistent look and feel. Project Decibel uses Avenir - to ensure large and small bodies of text are legible, as well as to reflect personality of the brand.

To ensure a consistent look, make sure fonts are used in a consistent manner and the weights of the font have been considered, using heavier weights for headers and to highlight key messages.



Safety time
Avenir-Roman / 98 px

8
hours

Left/Right ear
Avenir-Roman / 25 px

Left

Min/Max dB
Avenir-Roman / 20 px
Avenir-Book / 20 px (for numbers)

Min
60 dB

Ave dB
Avenir-Roman / 20 px
Avenir-Heavy / 27 px (for numbers)

Avg
82 dB-A

Page name indicator
Avenir-Roman / 20 px

My Hearing Hearing Test

Headings
Avenir-Roman / 19 px

Last Scan Meet your Rockstart Ear Doctor

Hearing Test Questions
Avenir-Roman / 18 px

1. Do you have a history of ear/facial surgery?

My Hearing data
Avenir-Roman / 15 px

3/10/2017 6:00PM
Left: N/A Right: N/A

Body Copy
Avenir-Roman / 15 px

We take your information and security seriously.

Blog title
Avenir-Roman / 18 px

Ringing my ears

Chat text
Avenir-Medium / 16 px

Hello, Jillian, how does your new earplus feeling like?

Video time
Avenir-Roman / 13 px

5 MIN

Table of Contents

Overview

Introduction

About PD

Design Principles

Brand Elements

Logo

Style Elements

Typography

Colors

Photography

IU Components

Icons

Buttons

Navigation

Form Fields

Graphs

Resources

COLORS

Table of Contents

Overview

Introduction

About PD

Design Principles

Brand Elements

Logo

Style Elements

Typography

Colors

Photography

IU Components

Icons

Buttons

Navigation

Form Fields

Graphs

Resources

Primary Colors

The following primary colors should be applied in all of Project Decibel's marketing communications. This palette has been designed to give a bright and comfortable feeling of music industry



Primary Blue
HEX#6DCBEC
CTA's, Chat bubbles



Primary Purple
HEX#D46EBA
Icons, Progress bar, Menu slider

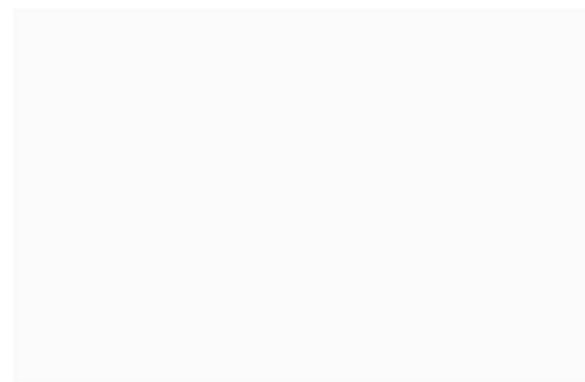
Secondary Colors



HEX#91B7DC
dB meter results

Background Color

Background color should be applied to all screens



HEX#FBFBFB

Text Color



Text Color
HEX#151515



Light Text Color
HEX#D8D8D8



Secondary Text Color
HEX#333333

PHOTOGRAPHY

Table of Contents

Overview

Introduction

About PD

Design Principles

Brand Elements

Logo

Style Elements

Typography

Colors

Photography

IU Components

Icons

Buttons

Navigation

Form Fields

Graphs

Resources

Use of photography is very important to bring special tone and voice to the app. Here is where we can add either mucial or medical mood to the whole application look and feel.

Photography will be used in the areas which consists of educational or entertainment content. Try to use high quality lifestyle pgotography, images with bands and musicians, also use medical imagery spearingly.

All the Photography used you can find in the Assets folder.



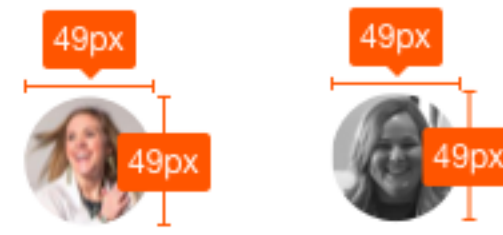
User profile pics

Apply rounded mask of following size to all users'/doctors' profiles.

My Ears



Chat



Articles

For the articles use following size picture
Corner radius is 4px



Table of Contents

Overview

- Introduction
- About PD
- Design Principles

Brand Elements

Logo

Style Elements

- Typography
- Colors
- Photography

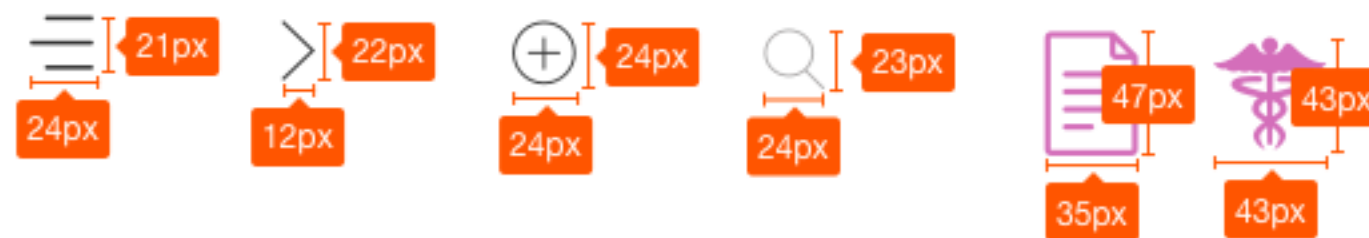
UI Components

- Icons
- Buttons
- Navigation
- Form Fields
- Chat

Resources

ICONS

Icons should have a minimum bound of at least 4px.
 Active icons should be shown in Primary Blue (#239FDD)
 Non active or non interactive icons should be in Dark Grey (#353535) except for Search icon using Light Grey (#AAA8A8)



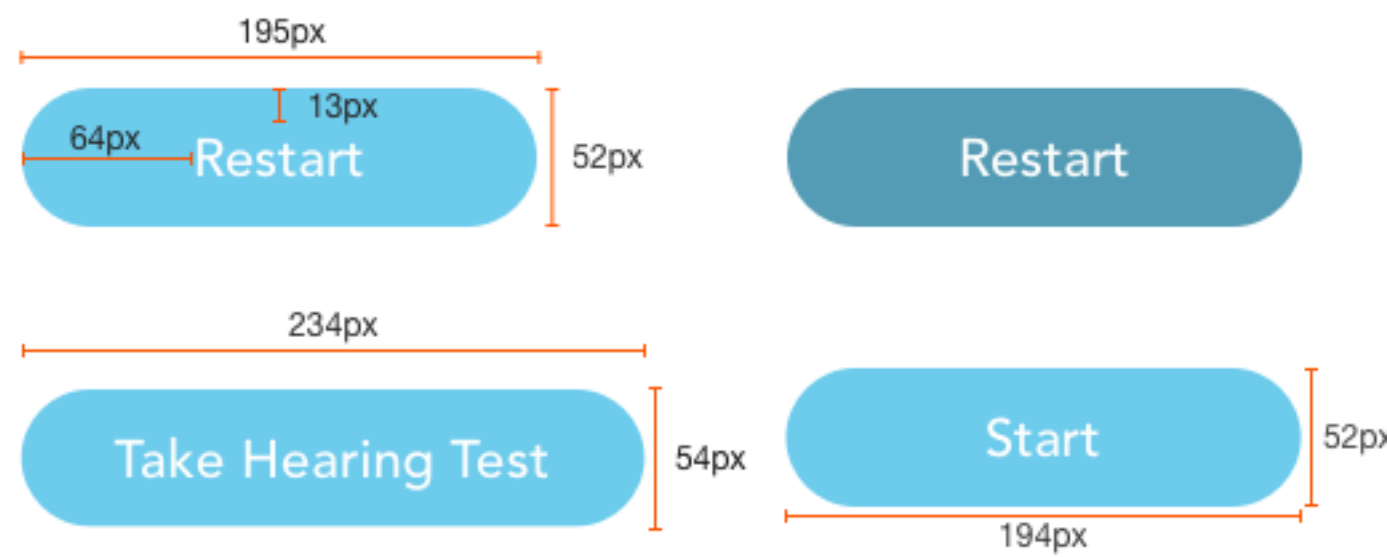
BUTTONS

Buttons can be active, inactive, primary and secondary.
 Text inside the button should be always middle aligned. If the button has also an icon, there should be a 5px margin on either side of it.

Primary

background color: #6DCBEC;
 font-family: Avenir, Medium;
 font-size: 20px;
 color: #FFFFFF;
 corner radius: 35;

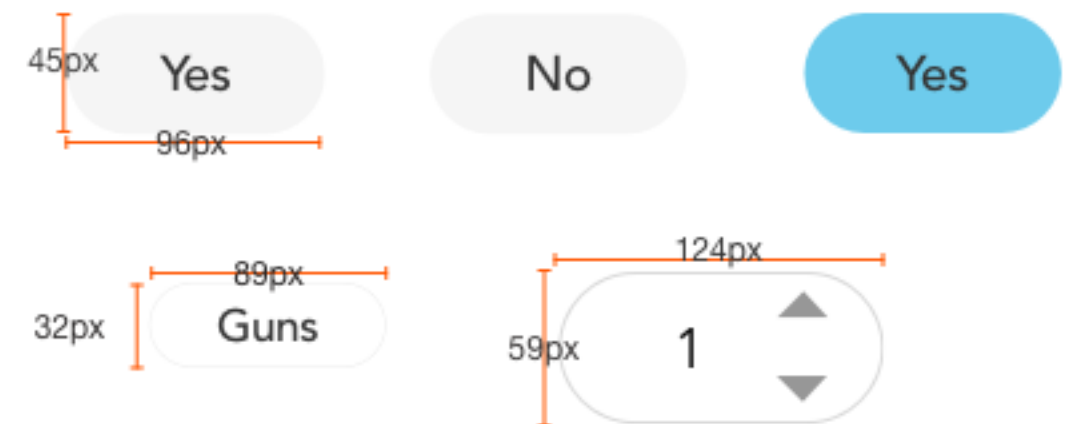
When pressed background color changes to #549CB5



Secondary

background color: #F5F5F5;
 font-family: Avenir, Medium;
 font-size: 18px;
 color: #333333;
 corner radius: 55px,

When pressed background color changes to #6DCBEC



Other Buttons

History and Settings buttons use a perfect circle shape.
 background color: #6DCBEC;
 shape color: #FFFFFF;

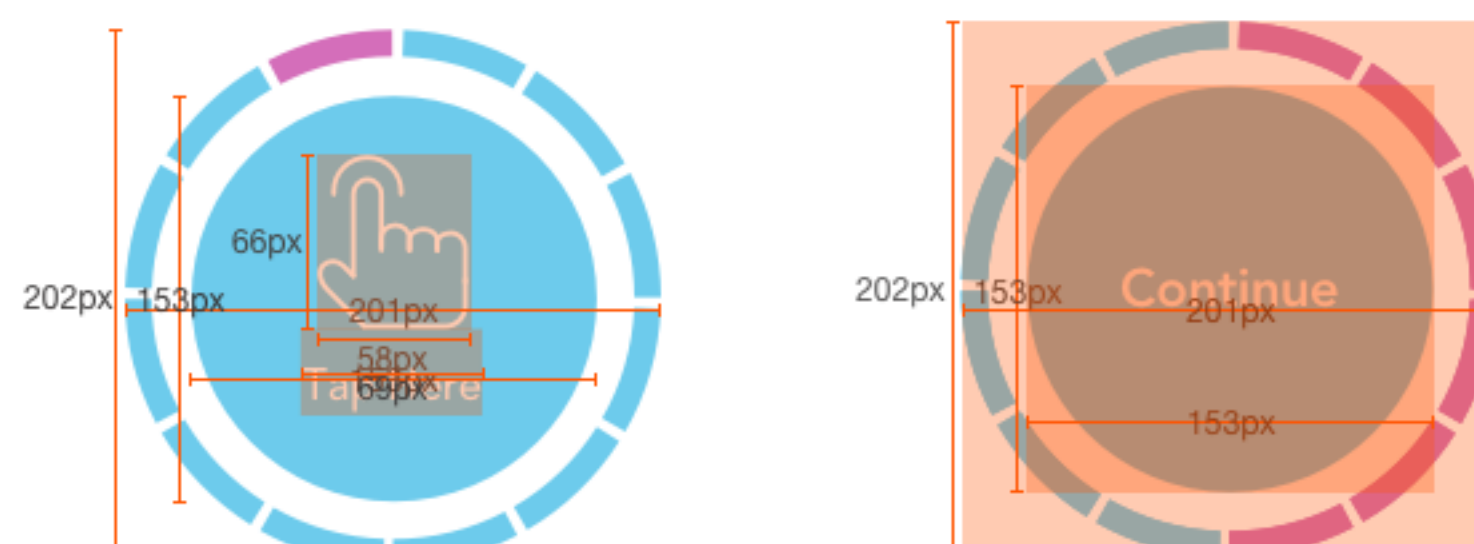
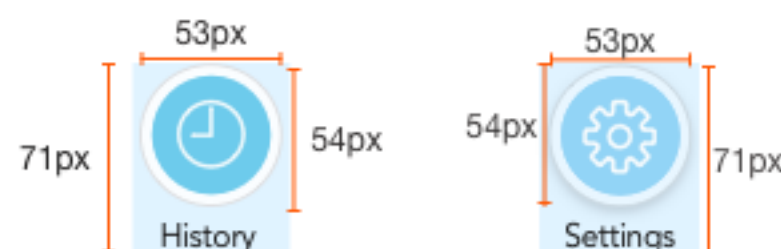


Table of Contents

Overview

Introduction

About PD

Design Principles

Brand Elements

Logo

Style Elements

Typography

Colors

Photography

IU Components

Icons

Buttons

Navigation

Form Fields

Chat

Resources

NAVIGATION

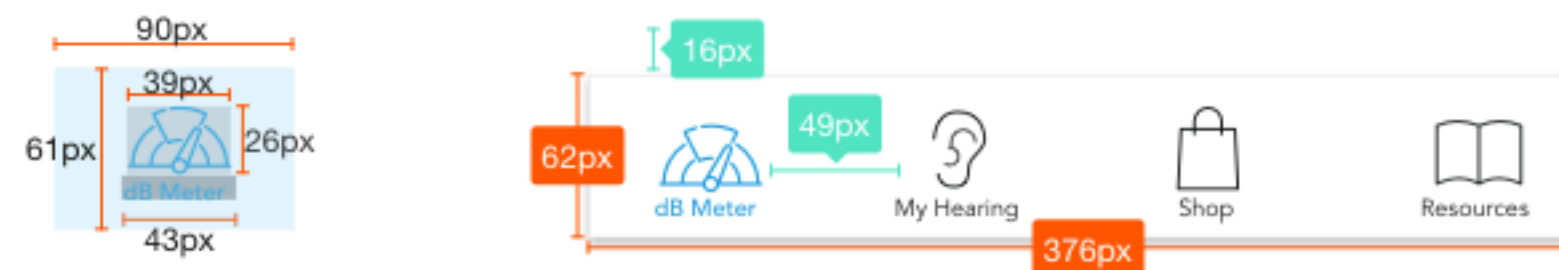
Bottom Navigation

Icons should have a minimum bound of at least 4px.
Active icons should be shown in Primary Blue (#239FDD)
Non active or non interactive icons should be in Dark Grey (#353535) except for Search icon using Light Grey (#AAA8A8)

There should be padding of 8px around all the icons.
Text size: 9px
Text color: same as icon's
Font family: Avenir Medium



Active Dashboard



Progress Bar

Circles have fixed size 25x25px
Fill color #AAA8A8 (turnes to #D46EBA when active)
Text size: 15px
Text color: #FFFFFFF
Font family: Avenir Book
Connecting line goes through the middle of the circle and has 0.5px weight



Slider menu

Use Slider color Purple #D46EBA
Text size: 19px
Text color: #151515
Font family: Avenir Roman

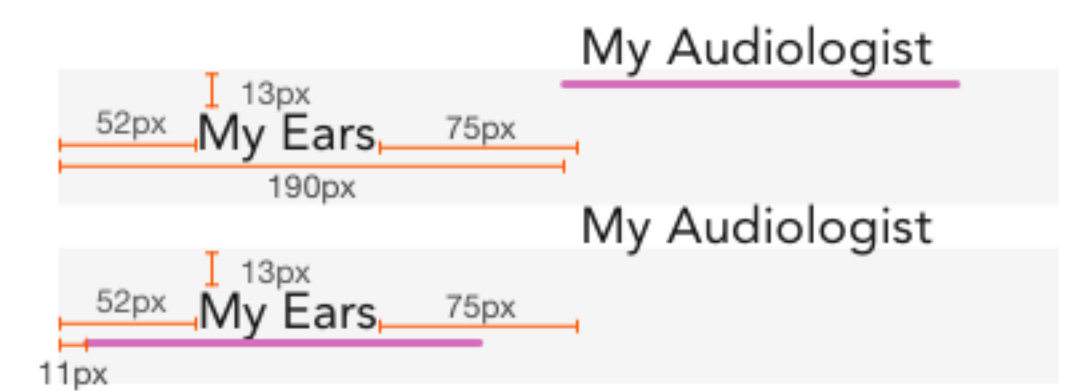
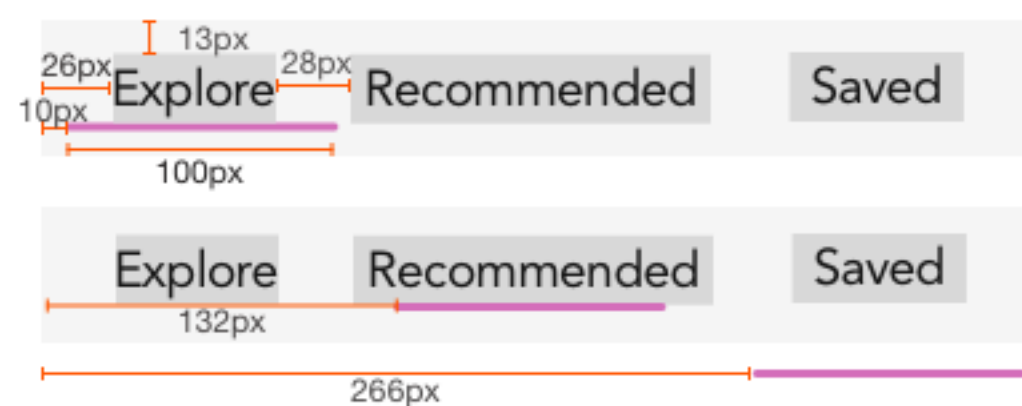


Table of Contents

Overview

Introduction

About PD

Design Principles

Brand Elements

Logo

Style Elements

Typography

Colors

Photography

IU Components

Icons

Buttons

Navigation

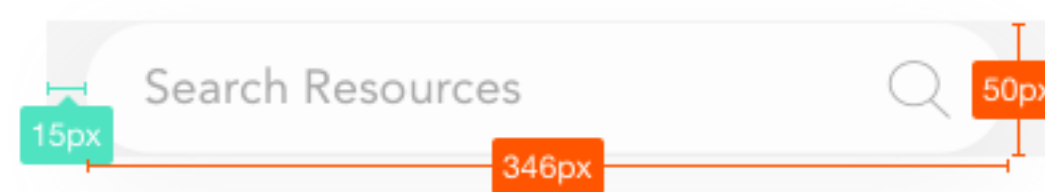
Form Fields

Chat

Resources

FORM FIELDS

Search



Empty state



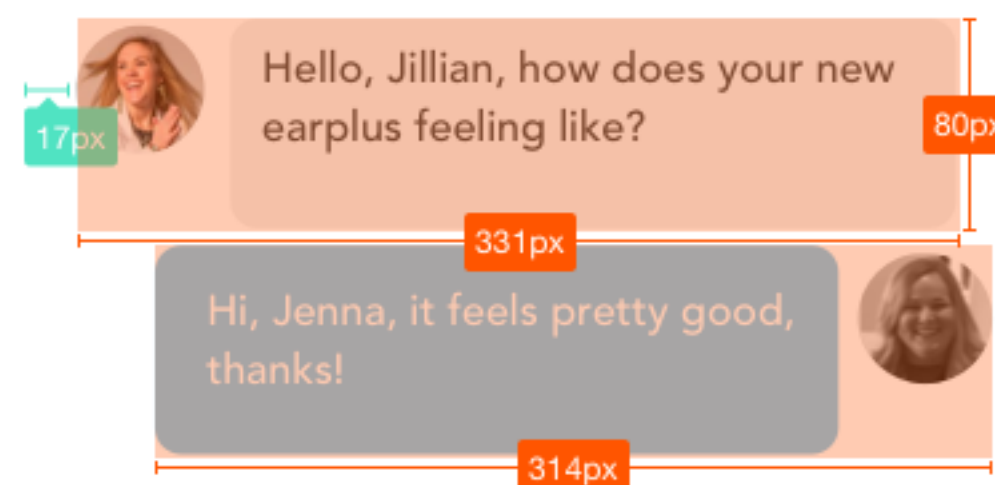
Filled



No Results Found

Error

CHAT



RESOURCES

All used icons and pictures you can find in the assets folder.

IOS KIT

<https://www.sketchappsources.com/free-source/2774-ios-11-gui-sketch-freebie-resource.html>

<https://www.sketchappsources.com/free-source/2765-data-visualization-ui-kit-sketch-freebie-resource.html>

Photography

<https://unsplash.com/>

Icons

<https://www.flaticon.com/>

Table of Contents

Overview

Introduction

About PD

Design Principles

Brand Elements

Logo

Style Elements

Typography

Colors

Photography

IU Components

Icons

Buttons

Navigation

Form Fields

Graphs

Resources